



Callignee and  
Traralgon South  
Cricket Club inc.



**YEARBOOK**  
**2002/2003**

Callignee and  
Traralgon South  
Cricket Club inc.



*Executive 2002/2003*

President: John Black  
Vice President: Brad Foster  
Secretary: Dave Cooper  
Asst. Secretary: Rob Clough  
Treasurer: Helen Clough

<b>A-Grade Captain</b> Matt Larkin	<b>Senior Club Coach</b> Matt Larkin
<b>B-Grade Captain</b> Theo Theissling	<b>Under 14's Coach</b> John Black
<b>C-Grade Captain</b> Chris Foulkes	<b>Under 12's Coaches</b> Dave Cooper/Chris Foulkes



## "A" Grade Batting

CAPTAIN

Matt Larkin

## Highlights:

B Richardson scored 4 half centuries along with T Derham & R Hare scoring 1 each  
 B Richardson's total of 583 is a new A grade club record.

Batsman	Innings	Not Out	Runs	Average	Highest Score	Catches
Ben Richardson	16	1	583	38.87	94*	6
Tim Derham	15	1	256	18.29	70	9
Glen Broughton	14	0	226	16.14	35	7
Robert Clough	16	3	201	15.46	44	11
Brad Foster	13	0	159	12.23	39	5
Rory Hare	7	1	149	24.83	57	1
Ace Wilhelm	13	0	139	10.69	34	1
Michael Bloomfield	14	2	122	10.17	31	4
Matt Larkin	14	3	119	10.82	27*	6
Andrew England	11	3	86	10.75	23*	4
Peter Morris	12	5	56	8.00	17	4
Sam Anderson	6	0	46	7.67	13	12
Darren Warwick	6	1	30	6.00	18	3
Theo Theissling	1	0	29	29.00	29	0
Nick Maddison	1	0	22	22.00	22	0
Michael Black	4	0	22	5.50	12	1
Nick Henry	2	0	14	7.00		




## "A" Grade Bowling

## Highlights:

Andrew England took 7/24 - A new A Grade club record  
 Matt Larkin, Michael Bloomfield & Brad Foster all took 4 wickets in an Innings

Bowler	Overs	Maidens	Wickets	Runs	Average	S/Rate (balls)	R.P.O	Best
Andrew England	76.3	10	22	283	12.86	21	3.7	7/24
Matt Larkin	150	35	22	430	19.55	41	2.9	4/38
Tim Derham	81	10	16	342	21.38	30	4.2	3/35
Brad Foster	104	25	13	326	25.08	48	3.1	4/44
Michael Bloomfield	125.4	29	11	381	34.64	68	3.0	4/36
Peter Morris	103	31	9	263	29.22	69	2.6	3/17
Michael Black	4	0	3	22	7.33	8	5.5	3/22
Ben Richardson	13	0	2	73	36.50	39	5.6	2/36
Nick Henry	22	2	2	99	49.50	66	4.5	2/45
Theo Theissling	6	1	1	13	13.00	36	2.2	1/13
Rory Hare	4	0	1	23	23.00	24	5.8	1/23
Rob Clough	4	0	1	28	28.00	24	7.0	1/28
Ace Wilhelm	3	0	0	15	n/a	n/a	5.0	0/15
Glen Broughton	2	0	0	16	n/a	n/a	8.0	0/16



2002

C.A.T.S Cricket Club

2003

## "A" Grade Partnerships

Wicket	Batsmen		Score	Opponent
1st	R CLOUGH	B RICHARDSON	64	JEERALANG
2nd	G BROUGHTON	B RICHARDSON	84	IMPERIALS
3rd	T DERHAM	B RICHARDSON	61	GLENGARRY
4th	T DERHAM	B FOSTER	27	EX-STUDENTS
	T DERHAM	T THEISSLING		CHURCHILL
5th	R HARE	R CLOUGH	66	TOONGABBIE RD.12
6th	T DERHAM	R CLOUGH	67	IMPERIALS
7th	T DERHAM	B FOSTER	83	*** Club Record*** TOONGABBIE RD.12
8th	T DERHAM	M LARKIN	30	TOONGABBIE RD.12
9th	R HARE	M BLOOMFIELD	40	IMPERIALS
10th	A ENGLAND	M BLOOMFIELD	43	CENTRALS

2002

C.A.T.S Cricket Club

2003

## "A" Grade Statistics

Highest Team Score	5/332	vs	ROVERS	1990/91
Lowest Team Score	48	vs	GLENGARRY	1987/88
Most Wickets in a Season	38		KRISTAN WELLS	1997/98
Best Bowling Figures	7/24		ANDREW ENGLAND	
		vs	TOONGABBIE	2002/03
Most Runs In a Season	583		BEN RICHARDSON	2002/03
Highest Score in an Innings	163		GEOFF PEARCE	
		vs	ROVERS	1990/91

## Best Partnerships

Wicket	Batsmen		Score	Season	Opponent
1st	R CLOUGH	T THEISSLING	104	1999/2000	IMPERIALS
2nd	R CLOUGH	A McMAHON	182	1991/92	JEERALANG
3rd	K WELLS	B TURNBULL	172	1994/95	GORMANDALE
4th	K WELLS	A McMAHON	128	1993/94	GORMANDALE
5th	R CLOUGH	P BLACK	225	1989/90	GLENGARRY
6th	P KUIPERS	A McDONALD	76	1993/94	JEERALANG
7th	B FOSTER	T DERHAM	83	2002/03	TOONGABBIE
8th	J BLACK	K WELLS	134	1995/96	JEERALANG
9th	N TURNBULL	R NOBLE	79	1994/95	ROVERS
10th	J BLACK	R HALEY	85*	1988/89	TOONGABBIE

**"A"** Grade Past Winners

YEAR	BATTING		BOWLING		GRADE CHAMPION
	AVERAGE	AGGREGATE	AVERAGE	AGGREGATE	
1985/86					
1986/87					
1987/88	R CLOUGH	R CLOUGH	R HARE	R ALLEN	
1988/89	R CLOUGH	R CLOUGH	M MOORE	M MOORE	M MOORE
1989/90	T HUNTER	R CLOUGH	P KUIPERS	P KUIPERS	R CLOUGH
1990/91	G PEARCE	R CLOUGH	M MOORE	L MARKS	R CLOUGH
1991/92	R CLOUGH	R CLOUGH	E FLEMING	L MARKS	L MARKS
1992/93	B TURNBULL	B TURNBULL	L MARKS	L MARKS	L MARKS
1993/94	K WELLS	P KUIPERS	L MARKS	L MARKS	A McMAHON
1994/95	K WELLS	K WELLS	K WELLS	A McMAHON	K WELLS
1995/96	K WELLS	K WELLS	K WELLS	D SAUNDERS	K WELLS
1996/97	R CLOUGH	K WELLS	C SCAMMELL	K WELLS	K WELLS
1997/98	S LYNCH	S LYNCH	C SCAMMELL	K WELLS	K WELLS
1998/99	R CLOUGH	K WELLS	K WELLS	K WELLS	K WELLS
99/2000	T THEISSLING	R CLOUGH	B FOSTER	B LANGMAID	R CLOUGH
2000/01	B RICHARDSON	B RICHARDSON	B LANGMAID	B LANGMAID	B FOSTER
2001/02	R CLOUGH	R CLOUGH	B FOSTER	M LARKIN	M LARKIN
2002/03	B RICHARDSON	B RICHARDSON	A ENGLAND	A ENGLAND / M LARKIN	B RICHARDSON

**"B"** Grade Batting

CAPTAIN

Theo Theissling

## Highlights:

Paul Veitch &amp; Theo Theissling both scored 2 half centuries

Sam Anderson, Nick Henry, Tony Harrup, Darren Warwick &amp; Mark Hendricks all scored 1 half century

Batsman	Innings	Not Out	Runs	Average	Highest Score	Catches
<b>Theo Theissling</b>	<b>14</b>	<b>1</b>	<b>344</b>	<b>26.46</b>	<b>55</b>	<b>7</b>
<b>Paul Veitch</b>	<b>11</b>	<b>3</b>	<b>295</b>	<b>36.88</b>	<b>61</b>	<b>5</b>
<b>Grant Musgrove</b>	<b>12</b>	<b>1</b>	<b>221</b>	<b>20.09</b>	<b>45</b>	<b>8</b>
<b>Nick Henry</b>	<b>11</b>	<b>3</b>	<b>203</b>	<b>25.38</b>	<b>51</b>	<b>4</b>
Darren Warwick	9	0	183	20.33	87	3
Sam Anderson	8	1	153	21.86	51	7
Mark Hendricks	8	1	127	18.14	52	4
Dave Cooper	12	0	105	8.75	31	12
Tony Harrup	4	1	85	28.33	66	0
Chris Foulkes	5	0	77	15.40	26	0
Rory Hare	7	0	58	8.29	15	4
Tony Cooper	10	1	56	6.22	22	1
Ace Wilhelm	2	0	45	22.50	45	0
Oliver Forbes	5	1	43	10.75	15	2
Clint Wells	4	0	41	10.25	25	4
Michael Black	7	1	39	6.50	13	2
John Black	2	1	30	30.00	30*	0
Brad Adams	4	1	30	10.00	14	3
Gary Foster	2	1	26	26.00	26	1
Ryan Wilhelm	4	0	21	5.25	11	6
Nick Maddison	1	0	5	5.00	5	1
Wade Radford	1	0	4	4.00	4	0
Norm Fleming	4	2	4	2.00	2*	1
Brad Greenough	1	0	0	0.00	0	1
Trent Anderson	1	0	0	0.00	0	0
Tom Miller						did not bat

2st

2002

C.A.T.S Cricket Club

2003

**"B"** Grade Bowling

## Highlights:

Nick Henry, Gary Foster & Theo Theissling all took 5 wickets in an innings, Nick & Gary did it twice  
 Nick Henry, Theo Theissling & Mark Hendricks took 4 wickets once each.

Bowler	Overs	Maidens	Wickets	Runs	Average	S/Rate	R.P.O	Best
						(balls)		
Nick Henry	162.2	35	33	502	15.21	29	3.1	5/15
Theo Theissling	164	48	29	435	15.00	34	2.7	5/43
Gary Foster	18.1	4	12	98	8.17	9	5.4	5/33
Paul Veitch	75	19	11	206	18.73	41	2.7	3/25
Michael Black	75	16	11	236	21.45	41	3.1	3/32
Mark Hendricks	84.3	12	10	275	27.50	51	3.3	4/22
Brad Adams	41.5	10	7	110	15.71	36	2.7	2/15
Dave Cooper	19.5	1	4	72	18.00	29	3.7	2/6
Norm Fleming	37	6	4	106	26.50	56	2.9	2/22
Clinton Wells	31.5	2	4	120	30.00	47	3.8	2/42
Darren Warwick	15	0	3	54	18.00	30	3.6	2/32
Tony Cooper	9	3	2	28	14.00	27	3.1	2/4
Chris Foulkes	1	0	1	5	5.00	6	5.0	1/5
Trent Anderson	2	1	1	6	6.00	12	3.0	1/6
Rory Hare	4	0	1	21	21.00	24	5.3	1/1
John Black	3	0	1	24	24.00	18	8.0	1/24
Wade Radford	6	0	1	30	30.00	36	5.0	1/30
Steven Burgess	6	0	1	33	33.00	36	5.5	1/33
Nick Maddison	10	0	1	53	53.00	60	5.3	1/53
Tony Harrup	21	3	1	83	83.00	126	4.0	1/33
Ryan Wilhelm	7	2	0	19	n/a	n/a	2.7	0/3
Tom Miller	3	0	0	23	n/a	n/a	7.7	0/23
Grant Musgrove	2	0	0	13	n/a	n/a	6.5	0/13
Sam Anderson	2	0	0	19	n/a	n/a	9.5	0/19
Brad Greenough	1	0	0	11	n/a	n/a	11.0	0/11

2002

C.A.T.S Cricket Club

2003

**"B"** Grade Partnerships

Wicket	Batsmen	Score	Opponent
1st	S ANDERSON D COOPER	44	TOONGABBIE RD.12
2nd	S ANDERSON D WARWICK	98	GLENGARRY
3rd	S ANDERSON T THEISSLING	62	YINNAR RD.13
4th	G MUSGROVE N HENRY	55	YINNAR RD.2
5th	S ANDERSON P VEITCH	51*	YINNAR RD.13
6th	C WELLS P VEITCH	67	TOONGABBIE RD.12
7th	G MUSGROVE T HARRUP	89	JEERALANG
8th	G FOSTER T THEISSLING	56	EX-STUDENTS
9th	G MUSGROVE N HENRY	71	GORMANDALE
10th	B ADAMS N HENRY	38	SEMI FINAL CHURCHILL

2002

C.A.T.S Cricket Club

2003

**"B"** Grade Statistics

Highest Team Score	430	vs	MARYVALE	1985/86
Lowest Team Score	52	vs	GORMANDALE	1996/97
Most Wickets in a Season	38		NEIL GODENZI	1985/86
			KEVIN VIVIEN	1991/92
Best Bowling Figures	8/32		NICK TURNBULL	
		vs	TRARALGON WEST	1992/93
Most Runs In a Season	679		ROBERT CLOUGH	1985/86
Highest Score in an Innings	208*		ROBERT CLOUGH	
		vs	ROVERS (G/F)	1985/86

## Best Partnerships

Wicket	Batsmen	Score	Season	Opponent
1st	D COOPER B MILLER	164*	2001/02	CENTRALS
2nd	B CARROLL M PAYNE	202	1996/97	GLENGARRY
3rd	R CLOUGH A LADE	211	1986/87	GORMANDALE
4th	R CLOUGH R HARE	195	1985/86	MARYVALE
5th	T FAWCETT R HARE	166	1985/86	IMPERIALS
6th	R BURGESS N TURNBULL	148	1997/98	IMPERIALS
7th	R CLOUGH R GIBBS	140	1985/86	ROVERS
8th	D WARWICK L MILLS	107	1998/99	ROVERS
9th	B MILLER J BLACK	123*	1994/95	CHURCHILL
10th	B MILLER J BLACK	79	1995/96	TRARALGON WEST

2002

C.A.T.S Cricket Club

2003

**"B"** Grade Past Winners

YEAR	BATTING		BOWLING		GRADE CHAMPION
	AVERAGE	AGGREGATE	AVERAGE	AGGREGATE	
1985/86	R CLOUGH	R CLOUGH	N GODENZI	N GODENZI	T FAWCUTT
1986/87	R CLOUGH	R CLOUGH	G WILLIAMS	N GODENZI	R CLOUGH
1987/88	A LADE	A LADE	P FARMER	P FARMER	
1988/89	E FLEMING	E FLEMING	P FAIRBROTHER	E FLEMING	E FLEMING
1989/90	E FLEMING	E FLEMING	J DAVIS	E FLEMING	E FLEMING
1990/91	E FLEMING	E FLEMING	E FLEMING	E FLEMING	E FLEMING
1991/92	P VEITCH	C McDONALD	K VIVIAN	K VIVIAN	K VIVIAN
1992/93	E FLEMING	E FLEMING	N TURNBULL	B STRAY	E FLEMING
1993/94	G HUNT	G HUNT	A McDONALD	E FLEMING	E FLEMING
1994/95	B MILLER	G HUNT	N FLEMING	S WEBLEY	S WEBLEY
1995/96	B FOSTER	B FOSTER	P DUNCAN	P DUNCAN	B MILLER
1996/97	N FOENANDER	M PAYNE	N FLEMING	A ENGLAND	M PAYNE
1997/98	D WARWICK	M PAYNE	B FOSTER	N FLEMING	B FOSTER
1998/99	D WARWICK	B FOSTER	N FLEMING	B FOSTER	B FOSTER
99/2000	R CAMPBELL	R CAMPBELL	N FLEMING	P MORRIS	P MORRIS
2000/01	A WILHELM	S BURGESS	R BURGESS	R BURGESS	R BURGESS
2001/02	D COOPER	D COOPER	R BURGESS	R BURGESS / N HENRY	B MILLER
2002/03	P VEITCH	T THEISSLING	T THEISSLING	N HENRY	T THEISSLING

## "C" Grade Batting

CAPTAIN

Chris Foulkes

## Highlights:

M Black scored a century

Chris Foulkes, Trevor Noble, Oliver Forbes, Brad Adams, Dave Cooper &amp; Gary Foster all scored half centuries with Chris scoring 3 of them

Batsman	Innings	Not Out	Runs	Average	Highest Score	Catches
<b>Chris Foulkes</b>	<b>7</b>	<b>0</b>	<b>287</b>	<b>41.00</b>	<b>93</b>	<b>3</b>
Gary Foster	6	0	154	25.67	73	2
Michael Black	3	1	136	68.00	117*	0
Oliver Forbes	5	0	128	25.60	53	4
Danny Shaw	8	0	119	14.88	46	1
John Black	4	4	111	n/a	43*	0
Brad Adams	5	1	110	27.50	52*	1
Jimmy Hendricks	4	2	103	51.50	43	2
Matt Gilroy-Scott	5	1	79	19.75	41*	2
Trent Anderson	3	0	71	23.67	43	1
Clint Wells	5	0	70	14.00	27	2
Ryan Wilhelm	6	0	67	11.17	26	2
Trevor Noble	1	0	62	62.00	62	0
Dave Cooper	1	0	60	60.00	60	0
Rudy Bence	4	0	60	15.00	36	2
Troy Dobson	3	0	51	17.00	35	0
Lee Baston	9	0	50	5.56	14	4
Brett Carroll	2	0	49	24.50	34	0
Greg Evans	2	0	45	22.50	37	0
Graeme Fricker	3	0	45	15.00	39	0
David Hampton	2	2	44	n/a	40*	0
Tom Miller	5	1	40	10.00	21	3
Tony Cooper	3	0	39	13.00	23	0
Luke Bence	5	1	38	9.50	17	0
Tom Fleming	7	1	37	6.17	18*	1
Paul Veitch	2	0	36	18.00	32	0
Glen Broughton	1	0	29	29.00	29	0
Tony Harrup	2	0	23	11.50	23	0
Wade Radford	2	0	18	9.00	11	1
Rory Hare	1	0	15	15.00	15	0
Nick Fleming	3	2	14	14.00	6*	1
Rick Hoeben	1	0	10	10.00	10	0
Darren Warwick	1	0	9	9.00	9	0
Brett Shaw	2	1	7	7.00	7*	1
Matt Cameron	1	0	7	7.00	7	0
Paul Moore	1	0	5	5.00	5	0
Terence O'Donnell	5	0	5	1.00	4	1
Grant Musgrove	1	0	2	2.00	2	0
Steve Burgess	2	0	2	1.00	1	1
Bobby Allen	1	0	1	1.00	1	0
Royce Frantz	1	0	0	0	0	0
G Hunt did not bat						

2st

## "C" Grade Bowling

## Highlights:

Tom Miller &amp; Wade Radford both took 6 wickets in an innings

Danny Shaw &amp; Clinton Wells both took 4 wickets in an innings

Bowler	Overs	Maidens	Wickets	Runs	Average	S/Rate	R.P.O	Best
						(balls)		
<b>Danny Shaw</b>	<b>42.0</b>	<b>0</b>	<b>12</b>	<b>227</b>	<b>18.92</b>	<b>21</b>	<b>5.4</b>	<b>4/60</b>
<b>Tom Miller</b>	<b>66.1</b>	<b>7</b>	<b>12</b>	<b>343</b>	<b>28.58</b>	<b>33</b>	<b>5.2</b>	<b>6/36</b>
<b>Norm Fleming</b>	<b>60.0</b>	<b>11</b>	<b>10</b>	<b>191</b>	<b>19.10</b>	<b>36</b>	<b>3.2</b>	<b>3/23</b>
Wade Radford	27.5	4	8	89	11.13	21	3.2	6/27
Trent Anderson	35.5	5	7	123	17.57	30	3.5	3/19
Clinton Wells	32.0	5	6	126	21.00	32	3.9	4/23
Brad Adams	16.0	0	5	122	24.40	19	7.6	3/22
Paul Moore	13.0	5	4	51	12.75	20	3.9	2/5
Gary Foster	30.0	3	3	117	39.00	60	3.9	2/9
Mark Hendricks	28.0	10	3	126	42.00	56	4.5	2/3
Peter Morris	10.0	3	2	31	15.50	30	3.1	2/31
John Black	10.0	0	2	33	16.50	30	3.3	2/33
Bobby Allen	6.0	0	2	33	16.50	18	5.5	2/33
David Hampton	13.0	0	2	50	25.00	39	3.8	2/33
Paul Veitch	17.0	4	2	60	30.00	51	3.5	2/16
Matt Gilroy-Scott	28.0	2	2	167	83.50	84	6.0	2/71
Matt Cameron	3.0	1	1	5	5.00	18	1.7	1/5
Glen Broughton	2.0	0	1	8	8.00	12	4.0	1/8
Ryan Wilhelm	6.0	2	1	10	10.00	36	1.7	1/7
Luke Bence	2.0	0	1	16	16.00	12	8.0	1/16
Tom Fleming	10.0	1	1	24	24.00	60	2.4	1/13
Terrence O'Donnell	4.0	0	1	35	35.00	24	8.8	1/14
Steve Burgess	2.0	1	0	3	n/a	n/a	1.5	0/3
Tony Harrup	2.0	0	0	11	n/a	n/a	5.5	0/11
Trevor Noble	4.0	1	0	13	n/a	n/a	3.3	0/13
Lee Baston	3.0	0	0	20	n/a	n/a	6.7	0/20
Chris Foulkes	3.0	0	0	26	n/a	n/a	8.7	0/26
Royce Frantz	8.0	1	0	45	n/a	n/a	5.6	0/45
Darren Warwick	5.0	0	0	47	n/a	n/a	9.4	0/47
Troy Hobson	8.0	0	0	60	n/a	n/a	7.5	0/60
Michael Black	20.0	0	0	87	n/a	n/a	4.4	0/38



## "C" Grade Partnerships

Wicket	Batsmen		Score	Opponent
1st	R WILHELM	M BLACK	<b>64</b>	YINNAR
2nd	G FRICKER	G FOSTER	<b>97</b>	PANTHERS GOLD
3rd	D SHAW	C FOULKES	<b>109</b>	EX-STUDENTS SNAKES RD 5
4th	B ADAMS	T HARRUP	<b>40</b>	ROVERS
5th	G EVANS	L BENCE	<b>66</b>	EX-STUDENTS SNAKES RD 18
6th	M GILROY-SCOTT	O FORBES	<b>80</b>	EX STUDENTS RD 4
7th	T MILLER	T ANDERSON	<b>41</b>	QUALIFY FINAL EX - STUDENTS
8th	M HENDRICKS	T FLEMING	<b>69*</b>	PANTHERS
9th	T ANDERSON	J BLACK	<b>67</b>	EX-STUDENTS SNAKES RD 18
10th	R BENCE	B SHAW	<b>39</b>	EX-STUDENTS RD 16

## "C" Grade Statistics

Highest Team Score	<b>1/523**</b>	vs	TRARALGON WEST 1997/98
**TDCA RECORD			
Lowest Team Score	<b>26</b>	vs	EX STUDENTS 1995/96
Most Wickets in a Season	<b>34</b>		BARRY DICKESON 1997/98
Best Bowling Figures	<b>8/11</b>	vs	JEFF DAVIS JEERALANG 1989/90
Most Runs In a Season	<b>672</b>		PAUL VEITCH 1997/98
Highest Score in an Innings	<b>244*</b>	vs	PAUL VEITCH Traralgon West 1997/98
Best Partnerships			

Wicket	Batsmen		Score	Season	Opponent
1st	P VEITCH	B TURNBULL	<b>162</b>	1997/98	TOONGABBIE
2nd	P VEITCH	D WARWICK	<b>521*</b>	1997/98	TRARALGON WEST
3rd	S COOK	B MILLER	<b>162</b>	1991/92	ROVERS
4th	G EVANS	D WARWICK	<b>235*</b>	2001/02	YINNAR
5th	G FOSTER	M MOORE	<b>188*</b>	1996/97	GLENGARRY
6th	R HALEY	S FLEMING	<b>155</b>	1997/98	GORMANDALE
7th	M HENDRICKS	M CAMERON	<b>115</b>	2001/02	EX STUDENTS
8th	J DAVIS	J FARMER	<b>135</b>	1988/89	GLENGARRY
9th	B ALLEN	S BURGESS	<b>95*</b>	1999/2000	CHURCHILL
10th	G CARTWRIGHT	J FARMER	<b>85</b>	1986/87	CENTRALS

## "C" Grade Past Winners

YEAR	BATTING		BOWLING		GRADE CHAMPION
	AVERAGE	AGGREGATE	AVERAGE	AGGREGATE	
1985/86	G ROSS	G ROSS	G DELBRIDGE	G ROSS	
1986/87	R FAIRBROTHER	W PUMP	D NABULSI	W PUMP	
1987/88	R FORD	R O'BRIEN	N MORRIS	R O'BRIEN	R O'BRIEN
1988/89	L CALDWELL	L CALDWELL	L CALDWELL	L CALDWELL	L CALDWELL
1989/90	N TURNBULL	W PUMP	N FLEMING	B MILLER	W PUMP
1990/91	B MILLER	B MILLER	B MILLER	B MILLER	B MILLER
1991/92	B MILLER	D GRAY	P DUNCAN	R MEALAND	P DUNCAN
1992/93	W PUMP	W PUMP	B FOSTER	B FOSTER	B MILLER
1993/94	C MALONE	C MALONE	B FOSTER	N FLEMING	C MALONE
1994/95	C WELLS	M HENDRICKS	N FLEMING	R MEALAND	M HENDRICKS
1995/96	D CANTY	D CANTY	J WILKSCH	J WILKSCH	D CANTY
1996/97	J WILKSCH	J WILKSCH	J LYNCH	J LYNCH	J WILKSCH
1997/98	P VEITCH	P VEITCH	B DICKESON	B DICKESON	P VEITCH
1998/99	R HALEY	P VEITCH	R HALEY	R HALEY	R HALEY
99/2000	T SCHOONDERBEEK	T SCHOONDERBEEK	G FOSTER	P MOORE	P MOORE
2000/01	C FOULKES	C FOULKES	G FOSTER	G FOSTER	G MUSGROVE
2001/02	G FOSTER	C FOULKES	A ENGLAND	A ENGLAND	M HENDRICKS
2002/03	C FOULKES	C FOULKES	D SHAW	T MILLER / D SHAW	C FOULKES

## CLUB CENTURIANS

A		B		C		
1987/88	R. CLOUGH	140	1934/35	C. HIBBENS	102	
1987/88	D. CLINCH	112	1964/65	K. HARRUP	102	
1989/90	T. HUNTER	107	1972/73	J. BLACK	117*	
1989/90	R. CLOUGH	147	1973/74	A. PUMP	113*	
1990/91	R. CLOUGH	108	1973/74	A. SYMONS	112	
1990/91	<b>G. PEARCE</b>	<b>163</b>	1974/75	P. BLACK	101*	
1991/92	R. CLOUGH	102	1976/77	G. McDONALD	107*	
1991/92	R. CLOUGH	112	1985/86	R. CLOUGH	186	
1992/93	B. TURNBULL	114	1985/86	T. FAWCETT	106	
1993/94	P. KUIPERS	118	1985/86	R. HARE	111	
1993/94	A. McMAHON	114*	<b>1985/86</b>	<b>R. CLOUGH</b>	<b>208*</b>	
1994/95	K. WELLS	144	1986/87	R. CLOUGH	127	
1995/96	K. WELLS	110	1986/87	R. CLOUGH	152	
1995/96	K. WELLS	108	1986/87	A. LADE	104*	
1996/97	K. WELLS	118	1986/87	T. FAWCETT	101*	
1996/97	R. CLOUGH	111	1987/88	D. CONNELLY	108	
99/2000	R. CLOUGH	108	1987/88	R. HARE	106	
2000/01	B. RICHARDSON	109	1988/89	E. FLEMING	102	
			1988/89	C. McDONALD	104	
			1989/90	R. HARE	108	
			1990/91	S. RUSSELL	128*	
			1991/92	P. VEITCH	171	
			1991/92	G. HUNT	101	
			1992/93	C. McDONALD	130	
			1992/93	E. FLEMING	108	
			1993/94	N. TURNBULL	100*	
			1993/94	G. HUNT	113*	
			1994/95	D. WARWICK	105	
			1996/97	M. PAYNE	154	
			1997/98	N. TURNBULL	113*	
			U/14	1988/89	J. McGRATH	100*
			U/14	1997/98	S. SANDERS	108*
			U/16	1989/90	K. WELLS	102*
			U/16	1992/93	N. KINCAID	115
			U/16	1993/94	J. GUNAWAN	100*

## Champions

Club "A" Grade Champion	"B" Grade Champion	"C" Grade Champion
Ben Richardson 638	Theo Theissling 734	Chris Foulkes 312
Tim Derham 486	Nick Henry 633	Danny Shaw 269
Matt Larkin 394	Paul Veitch 480	Tom Miller 205
Andrew England 366	Mark Hendricks 282	Gary Foster 199
Brad Foster 334	Grant Musgrove 261	Brad Adams 175
Michael Bloomfield 272	Dave Cooper 240	Clinton Wells 170
Rob Clough 271	Darren Warwick 238	Trent Anderson 161
Glen Broughton 261	Sam Anderson 198	Mark Hendricks 153
Peter Morris 166	Michael Black 184	Oliver Forbes 148
Rory Hare 164	Gary Foster 171	Norm Fleming 144
Ace Wilhelm 144	Brad Adams 140	John Black 131
Sam Anderson 111	Clinton Wells 111	Wade Radford 128
Michael Black 62	Rory Hare 103	Matt Gilroy-Scott 114
Darren Warwick 45	Tony Harrup 100	Ryan Wilhelm 92
Theo Theissling 39	Tony Cooper 91	Rudy Bence 70
Nick Henry 34	Chris Foulkes 87	Lee Baston 70
Nick Maddison 22	Oliver Forbes 68	David Hampton 64
	Norm Fleming 59	Trevor Noble 62
	Ryan Wilhelm 51	Paul Veitch 61
	Ace Wilhelm 45	David Cooper 60
	John Black 40	Paul Moore 60
	Nick Maddison 20	Tom Fleming 57
	Wade Radford 19	Troy Hobson 51
	Steven Burgess 15	Brett Carroll 49
	Trent Anderson 10	Luke Bence 48
	Brad Greenough 5	Glen Evans 45
	Tom Miller 0	Graeme Fricker 45
		Tony Cooper 39
		Glen Broughton 39
		Peter Morris 30
		Bobby Allen 28
		Tony Harrup 23
		Terence O'Donnell 20
		Matt Cameron 17
		Rory Hare 15
		Grant Musgrove 12
		Brett Shaw 12
		Rick Hoeben 10
		Darren Warwick 9
		Steve Burgess 7
		Royce Frantz 0

*The Wes Pump*  
Best and Fairest Trophy

2002/2003  
Top Ten

Theo Theissling	44 votes
Ben Richardson	40
Nick Henry	30
Matt Larkin	24
Tim Derham	20
Paul Veitch	16
Mark Hendricks	15
Gary Foster	15
Andrew England	14
Sam Anderson	14

T.D.C.A

*Team of the Century*

The club would like to acknowledge the past players who were honoured during the season with selection in Teams of the Decade, Team of the Century and the TDCA Hall of Fame.

Col Scammell  
Terry Hunter  
Ken McQualter  
Laurie Marks  
Andrew McMahon

Further details of this event and relevant statistics are available on  
[www.tdca.au.com](http://www.tdca.au.com)

2002

C.A.T.S Cricket Club

2003

The "**AXE**" Award

Paul "SS" Veitch hit : 10 sixes

Mark Hendricks	9
Michael Black	6
Nick Henry	4
Ben Richardson	3
Michael Bloomfield	3
Theo Theissling	3
Chris Foulkes	3
Trent Anderson	3
Matt Larkin	2
Andrew England	2
Brad Adams	2
Wade Radford	2
Oliver Forbes	2
Matt Gilroy-Scott	2

D. WARWICK, A. WILHELM, P. MORRIS,	1
B. CARROLL, R. HOEBEN, D. HAMPTON,	1
D. EASTLAKE, S. ANDERSON, G. EVANS	1
<b>Total</b>	<b>65</b>

The "**DUCK**" Award


<b>Peter Morris</b>	<b>4</b>	Rory Hare	2	Norm Fleming	1
		Sam Anderson	2	Brad Greenough	1
	<b>3</b>	Michael Black	2	Nick Henry	1
Ace Wilhelm	<b>3</b>	Trent Anderson	2	Dave Cooper	1
Tony Cooper	<b>3</b>	Oliver Forbes	2	Chris Foulkes	1
Andrew England	<b>3</b>	Tom Flemming	2	Theo Theissling	1
Michael Bloomfield	<b>3</b>	Luke Bence	2	Rob Clough	1
Terrance O'Donnell	<b>3</b>			Brad Foster	1
				Matt Larkin	1
				Royce Franz	1
				Ryan Wilhelm	1
				Tony Harrup	1
				Clinton Wells	1
				Danny Shaw	1
				Brett Shaw	1



**TOTAL**  
**51**

## DUCK BOY

2002/03



Peter Morris

## Under 14 Players and Trophy List

Coach: John Black

Luke Bence	Batting Average and Aggregate Bowling Aggregate
Troy Cochrane	Bowling Average
Brett Shaw	Most Determined
Lachlan Missen	Coaches Award
Jamie Cochrane	Most Improved
Matt Sloyan	Most Potential Hat-Trick Award
David Richmond	Encouragement Award

## Under 12 Players and Trophy List

Coaches: Dave Cooper and Chris Foulkes  
Team Manger: Heather Foulkes

Shaun Somlai	Champion
Vaughan Penrose	All Rounder Award
Jamie Power	Batting Average
Scott Mann	Batting Aggregate
Robert Foulkes	Bowling Average
Tom Priest	Bowling Aggregate
Josh Phelan	Most Improved Batter
Josh Wilhelm	Most Improved Bowler
Nick Westwood	Fielding Award
Elliot Missen	Best First Year Player
Ryan Foulkes	Most Determined
Todd Penrose	Most Consistent
Blake Broughton	Encouragement Award
Ben Carroll	Coaches Award

Congratulations Theo, Nick and Richo on these achievements

# Bloomfield named player of the year

**LEADING** Gippsland all-rounder Anthony Bloomfield earned a successful transition back into Traralgon and District cricket when he was named the association's cricketer of the year at the league's presentation function last night.

Bloomfield, who was enticed to TDCA club Central Gippsland club Latrobe, also collected the A grade batting aggregate trophy ahead of CATS opener Ben Richardson, the pair clocking close to 600 runs apiece for the summer.

The cricketer of the year award - Bloomfield's second in the TDCA - adds to the five straight he collected during his brilliant career in the CGCA.

The A grade batting average was won by Ex Students stalwart Chris Robertson, while his Sharks team mate, veteran off-spinner Peter McLearn, shared the bowling aggregate award with Gormandale's Travis Switzer with 37 wickets each.

McLearn also shared the bowling average award with Churchill medium pacer Michael Debono, the pair amazingly sharing an average

close to two decimal points at a miserly 12.38 runs per wicket.

The player of the Gippsland Cricket League season for Traralgon was captain Lee Fradey, who also won a spot in the All Gippsland team, while Jeeralangi-Bodarna all-rounder Ben Wright was voted player of the week at Melbourne Country Week.

The player of the year for the TDCA under 19 GCL team was Traralgon's Daniel Leung, with James O'Rourke from Imperials winning the under 16 award.

The women's cricketer of the year was Renee Vidler, who had an outstanding season for Traralgon's dominant GCL team. Vidler was one of a number of Traralgon and District women's players to play a leading role in Gippsland's win in the Country Championships.

A new award introduced into the TDCA the young player of the year, was won by emerging Imperials all-rounder Matt Love, whose season highlight came against Gormandale when he belted a match-winning 126.

Love was also called up for Traralgon's senior Country Week team in a season where he also came under notice from clubs in Melbourne.

A further highlight of the night was Larry Scammell's induction into the new TDCA Hall of Fame. Scammell, the 10th straight Country Week TDCA player this season, clocking up his 100th TDCA game in the process, and has years after his return to CGCA club Bonaville shared between CATS all-rounder Theo Theastling and Hayden Voss from Bonaville.

The batting aggregate was won by Daniel McGregor from Ex Students, while the batting average went to Panthers veteran Ian Gibson, who had eight not outs from his 11 in the GATS.

The bowling aggregate was won by Ex Students Nick Henry while Anthony Battista from Ex Students won the bowling average, conceding less than 10 runs per wicket with his wily slow medium-pace.

The C grade champion player was young

Centrals batsman Daniel Chapman, who also collected the batting aggregate trophy.

The batting average was won by 59 year-old Churchill left-hander Eved Debono, who started the season as a fill-in, but will now play a vital role in the Cobras' premiership quest on Saturday, having averaged 90 odd for the summer.

The bowling average and aggregate trophies were won by Peter Wilson from Ex Students for the second successive year.

The umpire of the year was Glenn Robertson, while the best administration award was shared by Glengarry and Traralgon West.

The champion club for the year was Churchill, which finished the home and away season on top in both A and B grade and finished second in C grade.

The presentation night was held at the Traralgon Recreation Reserve social rooms in front of another large crowd.

## Sponsorship 2002-2003

The executive, players and supporters of C.A.T.S Cricket Club once again acknowledge the vital financial support we receive.

This season we especially recognise the following sponsors who made cash donations to the club:-

**PAPERLINX**

**me&u**  
intelligent banking

MEMBERS AND EDUCATION CREDIT UNION  
(formally known as Members Australia Credit Union)