

C. A. T. S


CALLIGNEE

AND

TRARALGON

SOUTH

CRICKET CLUB



2001 / 2002

YEAR BOOK

Office Bearers

PRESIDENT

John Black

VICE PRESIDENT

Brad Foster

SECRETARY

Tony Cooper

TREASURER

Ben Richardson

TDCA DELEGATE

Bruce Husson

Tony Cooper

SOCIAL COMMITTEE

Grant Musgrove

Brad Foster

Theo Theissing

Chris Foulkes

COACHES

CLUB

Matt Larkin

UNDER 16

Robert Clough

UNDER 12

Chris Foulkes

John Black



"A" Grade Batting

CAPTAIN

Matt Larkin

Highlights:

R Clough, G Broughton, T Derham & C Wells all scored half centuries

Batsman	Innings	Not Out	Runs	Average	Highest Score	Catches
Robert Clough	10	1	245	27.22	80	21/2
Brad Foster	9	1	173	21.63	46	7
Ian Richardson	10	1	185	20.56	35	1
Glen Broughton	9	0	163	18.11	71	4
Tim Derham	7	0	123	17.57	63	4
Clinton Wells	10	1	144	16.00	65*	5
Matt Larkin	10	2	121	15.13	39*	4
Theo Theissing	11	1	138	13.80	38	5
Paul Veitch	8	1	72	10.29	28*	2
Michael Black	3	2	10	10.00	4*	
Ray Burgess	3	1	18	9.00	7	2
Daniel Domaille	1	0	5	5.00	5	
Peter Morris	8	2	24	4.00	13	3
Mark Hendricks	1	0	2	2.00	2	
Col Scammel	4	2	1	0.50	1	1
Nick Henry	1	1	11*		11*	

"A" Grade Bowling

Highlights:

Matt Larkin, Brad Foster & Theo Theissling all took 4 wickets in an Innings

Bowler	Overs	Maidens	Wickets	Runs	Average	Best
Matt Larkin	154.5	31	25	429	17.16	4/31
Peter Morris	140	33	21	364	17.33	3/26
Daniel Domaille	15	3	3	21	7.00	2/13
Col Scammel	46.2	18	6	66	11.00	2/14
Paul Veitch	15	0	4	51	12.75	1/1
Robert Clough	3.1	0	1	13	13.00	1/13
Tim Derham	40	6	9	132	14.67	3/14
Brad Foster	109.3	22	19	285	15.00	4/12
Ben Richardson	4	0	1	19	19.00	1/19
Glen Broughton	45	8	7	136	19.43	2/11
Ray Burgess	37	5	4	136	34.00	2/13
Theo Theissling	79	14	7	251	35.86	4/5
Mark Hendricks	6	1	0	33		
Clinton Wells	1	0	0	7		

2001

C.A.T.S Cricket Club

2002

"A" Grade Partnerships

Wicket	Batsmen		Score	Opponent
1st	C WELLS	T THIESSLING	68	Jeeralang/Boolara
2nd	B RICHARDSON	T THIESSLING	45	CENTRALS
3rd	B RICHARDSON	T THIESSLING	27	GORMANDALE
4th	R CLOUGH	T DERHAM	45	GLENGARRY
5th	B FOSTER	T DERHAM	77	ROVERS
6th	B FOSTER	T DERHAM	51	GORMANDALE
7th	M LARKIN	C WELLS	65	ROVERS
8th	B FOSTER	P VEITCH	21	YINNAR
9th	P MORRIS	P VEITCH	34	T'GON WEST
10th	P MORRIS	R BURGESS	14	GORMANDALE

"A" Grade Statistics

Highest Team Score	5/332	vs	ROVERS	1990/91
Lowest Team Score	48	vs	GLENGARRY	1987/88
Most Wickets in a Season	38	.	KRISTAN WELLS	1997/98
Best Bowling Figures	6/21		ERIC FLEMING	
		vs	TOONGABBIE	1991/92
Most Runs In a Season	542		ROBERT CLOUGH	1991/92
Highest Score in an Innings	163		GEOFF PEARCE	
		vs	ROVERS	1990/91

Best Partnerships

Wicket	Batsmen		Score	Season	Opponent
1st	R CLOUGH	R HOEBAN	82	1991/92	TRARALGON WEST
2nd	R CLOUGH	A McMAHON	182	1991/92	JEERALANG
3rd	K WELLS	B TURNBULL	172	1994/95	GORMANDALE
4th	K WELLS	A McMAHON	128	1993/94	GORMANDALE
5th	R CLOUGH	P BLACK	225	1989/90	GLENGARRY
6th	P KUIPERS	A McDONALD	76	1993/94	JEERALANG
7th	J BLACK	P BLACK	76	1990/91	TYERS
8th	J BLACK	K WELLS	134	1995/96	JEERALANG
9th	N TURNBULL	R NOBLE	79	1994/95	ROVERS
10th	J BLACK	R HALEY	85*	1988/89	TOONGABBIE

"A" Grade Past Winners

YEAR	BATTING		BOWLING		GRADE CHAMPION
	AVERAGE	AGGREGATE	AVERAGE	AGGREGATE	
1985/86					
1986/87					
1987/88	R CLOUGH	R CLOUGH	R HARE	R ALLEN	
1988/89	R CLOUGH	R CLOUGH	M MOORE	M MOORE	M MOORE
1989/90	T HUNTER	R CLOUGH	P KUIPERS	P KUIPERS	R CLOUGH
1990/91	G PEARCE	R CLOUGH	M MOORE	L MARKS	R CLOUGH
1991/92	R CLOUGH	R CLOUGH	E FLEMING	L MARKS	L MARKS
1992/93	B TURNBULL	B TURNBULL	L MARKS	L MARKS	
1993/94	K WELLS	P KUIPERS	L MARKS	L MARKS	A McMAHON
1994/95	K WELLS	K WELLS	K WELLS	A McMAHON	
1995/96	K WELLS	K WELLS	K WELLS	D SAUNDERS	
1996/97	R CLOUGH	K WELLS	C SCAMMELL	K WELLS	
1997/98	S LYNCH	S LYNCH	C SCAMMELL	K WELLS	K WELLS
1998/99	R CLOUGH	K WELLS	K WELLS	K WELLS	K WELLS
99/2000	T THEISLING	R CLOUGH	B FOSTER	B LANGMAID	R CLOUGH
2000/01	B RICHARDSON	B RICHARDSON	B LANGMAID	B LANGMAID	B FOSTER

"B" Grade Batting

CAPTAIN

William Miller

Highlights:

Dave Cooper, Paul Veitch, Ray Burgess, & William Miller
all scored half centuries.

Batsman	Innings	Not Out	Runs	Average	Highest Score	Catches
Dave Cooper	11	2	254	28.22	73	7
Paul Veitch	2	0	81	40.50	66	1
Ray Burgess	6	1	168	33.60	51	3
Tom Miller	7	3	129	32.25	35*	6
Nick Henry	7	4	75	25.00	38*	4
Tim Derham	3	1	48	24.00	34	1
Darren Warwick	5	0	116	23.20	44	
Greg Van Riet	4	2	45	22.50	14	
William Miller	10	1	199	22.11	84*	7
Ace Wilhelm	2	0	44	22.00	26	1
John Black	2	1	18	18.00	18	1
Rory Hare	3	0	51	17.00	40	2
Ryan Wilhelm	2	0	30	15.00	18	1
Tony Cooper	6	0	76	12.67	28	
Steve Burgess	6	0	49	8.17	14	10
Craig McDonald	1	0	8	8.00	8	2
Daniel Domaille	5	0	39	7.80	28	3
Greame Fricker	3	0	21	7.00	10	1
Bruce Husson	4	0	27	6.75	14	2
Darren Burgess	6	0	38	6.33	23	2
David Gibson	2	0	9	4.50	5	1
Michael Black	2	0	9	4.50	7	
David Hampton	4	1	9	3.00	7	1
Norm Fleming	3	0	6	2.00	3	3
Glen Hunt	1	0	2	2.00	2	
Bob Allen	1	0	0	0	0	

"B" Grade Bowling

Highlights:

Daniel Domaille, Tim Derham, David Hampton, Norm Fleming, and Ray Burgess all took 4 wickets in an Innings

Bowler	Overs	Maidens	Wickets	Runs	Average	Best
Ray Burgess	88.2	28	13	175	13.46	4/35
Nick Henry	98	20	13	248	19.08	3/28
Bob Allen	5	2	2	7	3.50	1/2
Norm Fleming	70	25	11	115	10.45	4/22
Darren Warwick	2	0	1	13	13.00	1/13
Greg Van Riet	8	2	2	28	14.00	1/8
John Black	38.4	16	4	57	14.25	2/32
William Miller	72	21	11	163	14.82	3/36
Ace Wilhelm	7	1	2	30	15.00	2/26
David Hampton	48.4	7	8	137	17.13	4/76
Michael Black	18.3	4	3	52	17.33	3/21
Paul Veitch	4	1	1	19	19.00	1/17
Dave Cooper	17	2	3	61	20.33	2/15
Tim Derham	30	4	5	105	21.00	4/36
Greame Fricker	2.5	0	1	25	25.00	1/18
Dave Gibson	9	2	1	27	27.00	1/26
Daniel Domaille	56	7	7	203	29.00	4/38
Tom Miller	125	30	8	274	34.25	2/15
Rory Hare	9	0	1	39	39.00	1/31
Ryan Wilhelm	3	1	0	3		
Darren Burgess	1	0	0	3		
Steven Burgess	5	2	0	9		
Tony Cooper	7	2	0	19		
Bruce Husson	7	1	0	27		

2001

C.A.T.S Cricket Club

2002

"B" Grade Partnerships

Wicket	Batsmen		Score		Opponent
1st	D COOPER	B MILLER	164*	*** Club Record***	CENTRALS
2nd	D COOPER	P VEITCH	92		ROVERS
3rd	R BURGESS	B HUSSON	51		T'GON WEST
4th	R BURGESS	B MILLER	67		IMPERIALS
5th	A WILHELM	B MILLER	40		GLENGARRY
6th	T DERHAM	S BURGESS	25		CHURCHILL
7th	R HARE	D BURGESS	61		YINNAR
8th	D DOMAILE	N HENRY	22		GORMANDALE
9th	S BURGESS	T MILLER	21		ROVERS
10th	J BLACK	N HENRY	48		GLENGARRY

"B" Grade Statistics

Highest Team Score	430	vs	MARYVALE	1985/86
Lowest Team Score	52	vs	GORMANDALE	1996/97
Most Wickets in a Season	38		NEIL GODENZI	1985/86
			KEVIN VIVIEN	1991/92
Best Bowling Figures	8/32		NICK TURNBULL	
		vs	TRARALGON WEST	1992/93
Most Runs In a Season	679		ROBERT CLOUGH	1985/86
Highest Score in an Innings	208*		ROBERT CLOUGH	
		vs	ROVERS (G/F)	1985/86

Best Partnerships

Wicket	Batsmen		Score	Season	Opponent
1st	D COOPER	B MILLER	164*	2001/02	CENTRALS
2nd	B CARROLL	M PAYNE	202	1996/97	GLENGARRY
3rd	R CLOUGH	A LADE	211	1986/87	GORMANDALE
4th	R CLOUGH	R HARE	195	1985/86	MARYVALE
5th	T FAWCETT	R HARE	166	1985/86	IMPERIALS
6th	R BURGESS	N TURNBULL	148	1997/98	IMPERIALS
7th	R CLOUGH	R GIBBS	140	1985/86	ROVERS
8th	D WARWICK	L MILLS	107	1998/99	ROVERS
9th	B MILLER	J BLACK	123*	1994/95	CHURCHILL
10th	B MILLER	J BLACK	79	1995/96	TRARALGON WEST

"B" Grade Past Winners

YEAR	BATTING		BOWLING		GRADE CHAMPION
	AVERAGE	AGGREGATE	AVERAGE	AGGREGATE	
1985/86	R CLOUGH	R CLOUGH	N GODENZI	N GODENZI	
1986/87	R CLOUGH	R CLOUGH	G WILLIAMS	N GODENZI	
1987/88	A LADE	A LADE	P FARMER	P FARMER	
1988/89	E FLEMING	E FLEMING	P FAIRBROTHER	E FLEMING	E FLEMING
1989/90	E FLEMING	E FLEMING	J DAVIS	E FLEMING	E FLEMING
1990/91	E FLEMING	E FLEMING	E FLEMING	E FLEMING	E FLEMING
1991/92	P VEITCH	C McDONALD	K VIVIAN	K VIVIAN	K VIVIAN
1992/93	E FLEMING	E FLEMING	N TURNBULL	B STRAY	
1993/94	G HUNT	G HUNT	A McDONALD	E FLEMING	E FLEMING
1994/95	B MILLER	G HUNT	N FLEMING	S WEBLEY	
1995/96	B FOSTER	B FOSTER	P DUNCAN	P DUNCAN	
1996/97	N FOENANDER	M PAYNE	N FLEMING	A ENGLAND	
1997/98	D WARWICK	M PAYNE	B FOSTER	N FLEMING	B FOSTER
1998/99	D WARWICK	B FOSTER	N FLEMING	B FOSTER	B FOSTER
1999/2000	R CAMPBELL	R CAMPBELL	N FLEMING	P MORRIS	P MOORE
2000/01	A WILHELM	S BURGESS	R BURGESS	R BURGESS	R BURGESS

"C" Grade Batting

CAPTAIN

Chris Foulkes

Highlights:

G Fricker, D Warwick & G Evans all made Centuries

C Foulkes, M Hendricks, M Cameron, G Foster, A England, G Hunt,
B Foster, G Musgrove & R Wilhelm all made half centuries

Batsman	Innings	Not Out	Runs	Average	Highest Score	Catches
9 Gary Foster	8	4	236	59.00	68	0
12 Mark Hendricks	11	3	355	44.38	74	5
9 Graeme Fricker	9	0	352	39.11	135	5
8 Matt Cameron	8	0	255	31.88	54	4
15 Chris Foulkes	15	0	433	28.87	69	6
10 Ace Wilhelm	10	1	210	23.33	48*	2
3 Darren Warwick	3	1	205	102.50	128*	0
1 Brad Foster	1	0	59	59.00	59	0
13 Andrew England	10	5	168	33.60	74	4
6 Glen Hunt	6	0	183	30.50	67	2
7 Glen Evans	6	0	154	25.67	101*	1
2 Dave Gibson	2	0	46	23.00	46	0
11 Rory Hare	9	1	166	20.75	45	4
9 Ryan Wilhelm	5	1	79	19.75	50*	1
4 Tony Cooper	4	1	58	19.33	35	2
14 Grant Musgrove	12	3	148	16.44	52	6
10 Chris Stribley	10	2	127	15.88	32	2
5 Greg Van Riet	5	0	54	10.80	21	1
1 Dave Cooper	1	0	7	7.00	7	2
1 Nick Henry	1	0	5	5.00	5	1
5 Trevor Noble	5	1	19	4.75	8	3
1 Steve Burgess	1	0	3	3.00	3	1
3 Mick Winterburn	1	0	2	2.00	2	0
3 Oliver Forbes	3	0	3	1.00	3	1
3 Terence O'Donnell	2	0	2	1.00	2	0
1 Tom Fleming	1	0	1	1.00	1	3
1 Nick Fleming	1	0	0	0.00	0	1
1 Drew Hade	1	0	0	0.00	0	0
1 Marcus Bibby	1	0	0	0.00	0	0
2 Norm Fleming	1	0	0	0.00	0	0
1 Paul Veitch	1	0	0	0.00	0	2
1 Theo Theissling	1	1	39		39*	0
1 Daniel Domaille	1	1	13		13	0
3 Matt Gilroy-Scott	1	1	8		8*	1
3 John Black	0	0	4		4*	0

Murray Moore, Tom Miller, Michael Black & David Hampton Did Not Bat

"C" Grade Bowling

Highlights:

Andrew England took Five wickets in an Innings

Bowler	Overs	Maidens	Wickets	Runs	Average	Best
Andrew England	120.3	17	28	353	12.61	6-26
Ryan Wilhelm	54.0	4	15	196	13.07	4-6
Mark Hendricks	80.0	7	24	371	15.46	4-28
Gary Foster	107.5	17	21	373	17.76	4-30
Chris Foulkes	1.3		2	9	4.50	2-9
Matt Gilroy-Scott	3.0		1	5	5.00	1-5
Graeme Fricker	2.0		1	7	7.00	1-7
Theo Theissling	5.0	1	2	16	8.00	2-16
John Black	5.0	2	3	25	8.33	3-10
Daniel Domaille	5.0		2	18	9.00	2-18
Greg Van Riet	1.4		2	21	10.50	2-21
Nick Henry	10.0	1	2	26	13.00	1-11
Tony Cooper	8.0		3	43	14.33	3-43
David Hampton	14.5		6	92	15.33	4-21
Rory Hare	18.0	1	6	81	13.50	3-8
Terence O'Donnell	3.1		1	18	18.00	1-8
Murray Moore	10.0	3	1	22	22.00	1-22
Ace Wilhelm	31.0	1	7	139	19.86	3-50
Tom Miller	20.0	1	4	90	22.50	3-42
Norm Fleming	23.0	2	5	113	22.60	3-34
Matt Cameron	6.0		1	26	26.00	1-26
Brad Foster	6.0		1	31	31.00	1-31
Trevor Noble	6.0	1	1	31	31.00	1-29
Michael Black	22.0	3	2	80	40.00	1-27
Darren Warwick	11.0	1	1	52	52.00	1-22
Mick Winterburn	7.0		0	33		0-7

2001

C.A.T.S Cricket Club

2002

"C" Grade Partnerships

Wicket	Batsmen		Score	Opponent
1st	C FOULKES	C STRIBLEY	83	YINNAR
2nd	C FOULKES	G FRICKER	148	GORMANDALE
3rd	R WILHELM	G FRICKER	88	IMPERIALS
4th	D WARWICK	G EVANS	235*	*** Club Record*** YINNAR
5th	T COOPER	R HARE	60	GLENGARRY
6th	A WILHELM	M CAMERON	68	EX STUDENTS
7th	M HENDRICKS	M CAMERON	115	*** Club Record*** EX STUDENTS
8th	M HENDRICKS	A ENGLAND	49	IMPERIALS
9th	B FOSTER	T THEISSLING	73	GLENGARRY
10th	B FOSTER	JBLACK	12	GLENGARRY

"C" Grade Past Winners

YEAR	BATTING		BOWLING		GRADE CHAMPION
	AVERAGE	AGGREGATE	AVERAGE	AGGREGATE	
1985/86	G ROSS	G ROSS	G DELBRIDGE	G ROSS	
1986/87	R FAIRBROTHER	W PUMP	D NABULSI	W PUMP	
1987/88	R FORD	R O'BRIEN	N MORRIS	R O'BRIEN	
1988/89	L CALDWELL	L CALDWELL	L CALDWELL	L CALDWELL	L CALDWELL
1989/90	N TURNBULL	W PUMP	N FLEMING	B MILLER	W PUMP
1990/91	B MILLER	B MILLER	B MILLER	B MILLER	B MILLER
1991/92	B MILLER	D GRAY	P DUNCAN	R MEALAND	P DUNCAN
1992/93	W PUMP	W PUMP	B FOSTER	B FOSTER	
1993/94	C MALONE	C MALONE	B FOSTER	N FLEMING	C MALONE
1994/95	C WELLS	M HENDRICKS	N FLEMING	R MEALAND	
1995/96	D CANTY	D CANTY	J WILKSCH	J WILKSCH	
1996/97	J WILKSCH	J WILKSCH	J LYNCH	J LYNCH	
1997/98	P VEITCH	P VEITCH	B DICKESON	B DICKESON	P VEITCH
1998/99	R HALEY	P VEITCH	R HALEY	R HALEY	R HALEY
1999/2000	T SCHOONDERBEEK	T SCHOONDERBEEK	G FOSTER	P MOORE	P MOORE
2000/01	C FOULKES	C FOULKES	G FOSTER	G FOSTER	G MUSGROVE

"C" Grade Statistics

Highest Team Score	11523**	vs	TRARALGON WEST	1997/98
	**TDCA RECORD			
Lowest Team Score	26	vs	EX STUDENTS	1995/96
Most Wickets in a Season	34		BARRY DICKESON	1997/98
Best Bowling Figures	8/11		JEFF DAVIS	
		vs	JEERALANG	1989/90
Most Runs in a Season	672		PAUL VEITCH	1997/98
Highest Score in an Innings	244*		PAUL VEITCH	
		vs	Traralgon West	1997/98
Best Partnerships				

Wicket	Batsmen		Score	Season	Opponent
1st	P VEITCH	B TURNBULL	162	1997/98	TOONGABBIE
2nd	P VEITCH	D WARWICK	521*	1997/98	TRARALGON WEST
3rd	S COOK	B MILLER	162	1991/92	ROVERS
4th	G EVANS	D WARWICK	235*	2001/02	YINNAR
5th	G FOSTER	M MOORE	188*	1996/97	GLENGARRY
6th	R HALEY	S FLEMING	155	1997/98	GORMANDALE
7th	M HENDRICKS	M CAMERON	115	2001/02	EX STUDENTS
8th	J DAVIS	J FARMER	135	1988/89	GLENGARRY
9th	R FAIRBROTHER	G WELCH	62	1986/87	GORMANDALE
10th	G CARTWRIGHT	J FARMER	85	1986/87	CENTRALS

CLUB CENTURIANS

1087/88	R. CLOUGH	140	1934/35	C. HIBBENS	102	1986/87	S. RUSSELL	128*
1087/88	D. CLINCH	112	1964/65	K. HARRUP	102	1986/87	W. PUMP	126
1089/90	T. HUNTER	107	1972/73	J. BLACK	117*	1986/87	R. FORD	120
1089/90	R. CLOUGH	147	1973/74	A. PUMP	113*	1986/87	T. BURNS	100
1090/91	R. CLOUGH	108	1973/74	A. SYMONS	112	1987/88	R. O'BRYAN	116
1090/91	G. PEARCE	163	1974/75	P. BLACK	101*	1990/91	B. MILLER	110
1091/92	R. CLOUGH	102	1976/77	G. McDONALD	107*	1991/92	W. PUMP	137
1091/92	R. CLOUGH	112	1985/86	R. CLOUGH	186	1991/92	G. HUNT	122
1092/93	B. TURNBULL	114	1985/86	T. FAWCETT	106	1991/92	S. COOK	115
1093/94	P. KUIPERS	118	1985/86	R. HARE	111	1991/92	P. DUNCAN	125*
1093/94	A. McMAHON	114*	1985/86	R. CLOUGH	208*	1991/92	P. DUNSTAN	111*
1094/95	K. WELLS	144	1986/87	R. CLOUGH	127	1992/93	W. PUMP	110
1095/96	K. WELLS	110	1986/87	R. CLOUGH	152	1993/94	D. CANTY	101*
1095/96	K. WELLS	108	1986/87	A. LADE	104*	1994/95	P. VEITCH	102*
1096/97	K. WELLS	118	1986/87	T. FAWCETT	101*	1994/95	B. ARTHUR	154*
1096/97	R. CLOUGH	111	1987/88	D. CONNELLY	108	1994/95	M. PAYNE	104
00/2000	R. CLOUGH	108	1987/88	R. HARE	106	1994/95	C. WELLS	101*
0000/01	B RICHARDSON	109	1988/89	E. FLEMING	102	1995/96	D. CANTY	104*
			1988/89	C. McDONALD	104	1997/98	P.VEITCH	242*
			1989/90	R. HARE	108	1997/98	P.VEITCH	123
			1990/91	S. RUSSELL	128*	1997/98	D.WARWICK	229*
			1991/92	P. VEITCH	171	1997/98	D.WARWICK	110
			1991/92	G. HUNT	101	99/2000	T Schoonderbeek	110
			1992/93	C. McDONALD	130	99/2000	D.WARWICK	110
			1992/93	E. FLEMING	108	2000/01	C FOULKES	122*
			1993/94	N. TURNBULL	100*			
			1993/94	G. HUNT	113*			
			1994/95	D. WARWICK	105			
			1996/97	M. PAYNE	154			
			1997/98	N.TURNBULL	113*			

U/14 1988/89 J. McGRATH 100*

U/14 1997/98 S.SANDERS 108*

U/16 1989/90 K. WELLS 102*

U/16 1992/93 N. KINCAID 115

U/16 1993/94 J. GUNAWAN 100*

2001

C.A.T.S Cricket Club

2002


Champions

Club "A" Grade Champion		"B" Grade Champion		"C" Grade Champion	
Matt Larkin	531	Bill Miller	429	Mark Hendricks	765
Brad Foster	523	Ray Burgess	378	Andrew England	688
Rob Clough	515	David Cooper	374	Gary Foster	576
Peter Morris	354	Tom Miller	289	Chris Foulkes	523
Glen Broughton	293	Nick Henry	265	Graeme Fricker	412
Tim Derham	283	Daniel Domaille	219	Ryan Wilhelm	319
Theo Theissling	268	Steve Burgess	189	Ace Wilhelm	310
Ben Richardson	215	Norm Fleming	186	Rory Hare	306
Clinton Wells	194	Darren Warwick	136	Matt Cameron	305
Paul Veitch	122	Tim Derham	128	Grant Musgrove	218
Col Scammell	91	Paul Veitch	111	Darren Warwick	215
Ray Burgess	88	David Hampton	109	Glen Hunt	204
Daniel Domaille	35	Ace Wilhelm	84	Glen Evans	174
Nick Henry	11	Rory Hare	81	Chris Stribley	147
Michael Black	10	John Black	78	Tony Cooper	138
Mark Hendricks	2	Tony Cooper	76	Greg Van Riet	84
		Bruce Husson	67	Norm Fleming	80
		Greg Van Riet	65	Brad Foster	79
		Darren Burgess	58	Theo Theissling	69
		Graeme Fricker	41	David Hampton	60
		Ryan Wilhelm	40	Tom Miller	60
		Michael Black	39	Trevor Noble	59
		David Gibson	29	John Black	54
		Craig McDonald	28	Dave Gibson	46
		Bob Allen	20	Daniel Domaille	43
		Glen Hunt	2	Matt Gilroy-Scott	38
				Dave Cooper	37
				Nick Henry	35
				Tom Fleming	31
				Michael Black	30
				Oliver Forbes	23
				Paul Veitch	20
				Steve Burgess	13
				Terence O'Donnell	12
				Nick Fleming	10
				Murray Moore	10
				Mick Winterburn	2
				Drew Hade	0
				Marcus Bibby	0

The "AXE" Award


Mark "JIMMY" Hendricks hit 16 Sixes

Gary Foster	9
Graeme Fricker	6
Andrew England	6
Paul Veitch	5
Chris Foulkes	4
Ace Wilhelm	3
Darren Warwick	3
Matt Larkin	3
Theo Theissing	3
Ben Richardson	2
Ray Burgess	2
Brad Foster	1
Darren Burgess	1
Grant Musgrove	1
Matt Cameron	1
Rob Clough	1
Tim Derham	1
Chris Stribley	1



The "DUCK" Award


Clinton Wells	3	Matt Larkin	2	Ace Wilhelm	1
Tim Derham	3	Nick Fleming	2	Bill Miller	1
		Oliver Forbes	2	Bob Allen	1
		Paul Morris	2	Bruce Husson	1
		Paul Veitch	2	Col Scammell	1
		Trevor Noble	2	Daniel Domaille	1
				Dave Gibson	1
				David Cooper	1
				David Hampton	1
				Drew Hade	1
				Gary Foster	1
				Glen Broughton	1
				Glen Hunt	1
				Graeme Fricker	1
				Grant Musgrove	1
				Greg Van Riet	1
				Nick Henry	1
				Norm Fleming	1
				Ryan Wilhelm	1
				Steve Burgess	1
				Terence O'Donnell	1
				Theo Theissing	1
				Tony Cooper	1



2001

C.A.T.S Cricket Club

2002



Under "16"

Batting

Batsman	Innings	Not Out	Runs	Average	Catches
Oliver Forbes	8	2	77	12.83	6
Roland Cummins	11	2	105	11.67	1
Nick Fleming	4	2	22	11.00	1
George Borthwick	9	0	71	7.89	4
Cary Humphries	10	1	62	6.89	6
Toby Callanan	10	0	40	4.00	2
Daniel Guy	2	0	6	3.00	2
Terence O'Donnell	11	1	28	2.80	1
Keegan Henry	7	1	11	1.83	1
Brad Patton	5	0	6	1.20	2
Darryl Bushby	1	0	0	0.00	1
Glen Meredith	Did	Not	Bat		2
Grayson Russell	Did	Not	Bat		0

Bowling

Bowler	Overs	Maidens	Wickets	Runs	Average	Best
Terence O'Donnell	34	1	13	179	13.77	4/17
Toby Callanan	69.4	15	12	189	15.75	3/28
Cary Humphries	69	12	9	251	27.89	4/25
Nick Fleming	31	2	8	128	16.00	2/9
Brad Patton	26	3	6	88	14.67	2/9
George Borthwick	50	8	6	163	27.17	1/8
Keegan Henry	28.2	3	3	125	41.67	1/14
Roland Cummins	56	3	2	260	130.00	1/16
Darryl Bushby	3	0	1	8	8.00	1/3
Grayson Russell	2	1	1	13	13.00	1/2
Daniel Guy	9	0	1	53	53.00	1/43
Oliver Forbes	6	1	0	48		
Glen Meredith	3	0	0	12		

Champion

Cary Humphries	193
George Borthwick	171
Oliver Forbes	154
Toby Callanan	150
Roland Cummins	130
Terence O'Donnell	123
Nick Fleming	77
Brad Patton	71
Keegan Henry	46
Daniel Guy	31
Darryl Bushby	20
Glen Meredith	20
Grayson Russell	5

Winners

Champion	Cary Humphries
Batting Aggregate	Roland Cummins
Batting Average	Oliver Forbes
Bowling Aggregate	Terence O'Donnell
Bowling Average	Terence O'Donnell
Most Consistent	George Borthwick
All Rounder	Toby Callanan
Best Fielder	Brad Patton
Most Improved	Nick Fleming
Encouragement Award	Keegan Henry